



## Crown City Green

890 McLean Rd.  
Cortland, NY 13045  
<http://crowncitygreen.com>



## Turbo Diesel

Harvest/Lot ID: TD060122  
Batch ID: NA  
Sample Size: 12.9875g  
Compliance: Hemp

Batch Date: NA  
Product Type: Flower

Order ID: 20220915-1899  
Sampled on: 09/13/2022

Sample ID: LC-20220915-5159  
Received on: 2022-09-15 15:45:00



## RESULTS SUMMARY



**Potency**  
TESTED



**Terpenes**  
TESTED



**Heavy Metals**  
TESTED



**Pesticides**  
TESTED



**Mycotoxins**  
TESTED



**Micro - Hemp**  
TESTED



**Residual Solvents**  
NOT TESTED



**Foreign Material**  
NOT TESTED

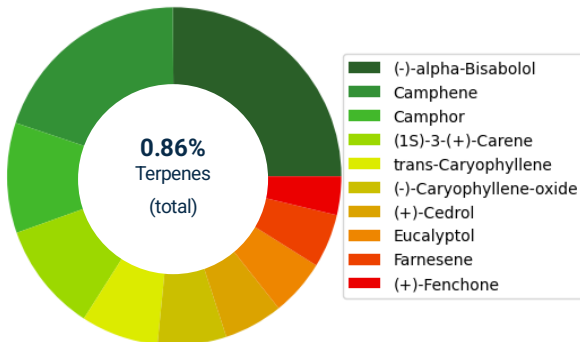


**Water Activity**  
NOT TESTED

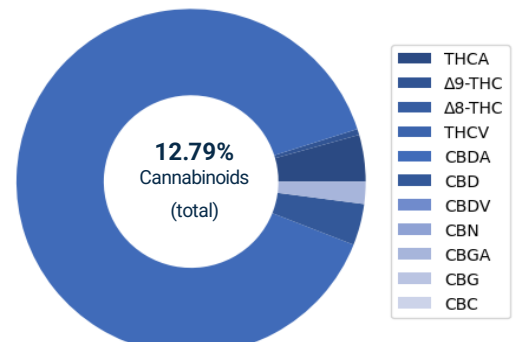


**Moisture**  
TESTED

### TERPENE PROFILE (%)



### CANNABINOID PROFILE (%)



Terpene	%	Terpene	%
(-)-alpha-Bisabolol	0.191	(-)-Caryophyllene-oxide	0.050
Camphene	0.150	(+)-Cedrol	0.043
Camphor	0.080	Eucalyptol	0.041
(1S)-3-(+)-Carene	0.080	Farnesene	0.039
trans-Caryophyllene	0.057	(+)-Fenchone	0.028

Detailed terpene analysis results on page 2.

Cannabinoid	% (dry)	mg/g
Total THC	0.56	5.61
Total CBD	10.49	104.90
Total CBG	0.23	2.33
<b>Total Cannabinoids</b>	<b>12.79</b>	<b>127.87</b>

Total THC = THC + (THCA \* 0.877)  
Total CBD = CBD + (CBDA \* 0.877)  
Total CBG = CBG + (CBGA \* 0.877)

- continued -

FORM: COA54.11



*Steven Perez*  
Steven Perez  
Executive Laboratory Director



## CANNABINOIDS (POTENCY)

**Analysis Batch:** WO-22091504

**Analysis Date:** 2022-09-16 12:30:00

**Analysis Method:** SOP 6.6

**Instrument:** Agilent HPLC I-33

Cannabinoid	Result (mg/g)	Result (% dry)	LOD (%)	Dilution
THCA	5.585	0.558	0.030	4
Δ9-THC	0.708	0.071	0.030	4
Δ8-THC	ND	ND	0.030	4
THCV	ND	ND	0.030	4
CBDA	113.951	11.395	0.030	4
CBD	4.965	0.497	0.030	4
CBDV	ND	ND	0.030	4
CBN	ND	ND	0.030	4
CBGA	2.661	0.266	0.030	4
CBG	ND	ND	0.030	4
CBC	ND	ND	0.030	4
Total THC	5.606	0.561		
Total CBD	104.900	10.490		
Total CBG	2.333	0.233		
Total Cannabinoids	127.870	12.787		

## TERPENES

**Analysis Batch:** WO-22091506

**Analysis Date:** 2022-09-19 13:00:00


**Analysis Method:** SOP 6.9

**Instrument:** Agilent HS-GC-FID/MS (I-36)

Terpene	Result (ppm)	Result (%)	LOD (ppm)	Terpene	Result (ppm)	Result (%)	LOD (ppm)
(-)-alpha-Bisabolol	1908.74	0.1909	1.00	(+)-Borneol	35.43	0.0035	1.00
Camphene	1499.29	0.1499	1.00	(-)-Borneol	24.84	0.0025	1.00
Camphor	801.10	0.0801	1.00	(R)-(+)-Camphor	24.39	0.0024	1.00
(1S)-3-(+)-Carene	796.11	0.0796	1.00	(S)-(-)-Camphor	23.36	0.0023	1.00
trans-Caryophyllene	568.44	0.0568	1.00	alpha-Cedrene	19.91	0.002	1.00
(-)-Caryophyllene-oxide	504.94	0.0505	1.00	Endo Fenchyl Alcohol	17.29	0.0017	1.00
(+)-Cedrol	432.22	0.0432	1.00	(L)-(-)-Fenchon	11.95	0.0012	1.00
Eucalyptol	411.75	0.0412	1.00	Geraniol	11.41	0.0011	1.00
Farnesene	390.24	0.039	1.00	(-)-Guaiol	10.98	0.0011	1.00
(+)-Fenchone	280.61	0.0281	1.00	alpha-Humulene	6.15	0.0006	1.00
Geranyl Acetate	137.19	0.0137	1.00	(R)-(+)-Limonene	4.22	0.0004	1.00
Hexahydrothymol	130.83	0.0131	1.00	trans-Nerolidol	0.82	0.0001	1.00
Isoborneol	117.17	0.0117	1.00	alpha-Pinene	ND	ND	1.00
(-)-Isopulegol	105.58	0.0106	1.00	beta-Pinene	ND	ND	1.00
Linalool	84.39	0.0084	1.00	(+)-Pulegon	ND	ND	1.00
p-Mentha-1,5-diene	73.38	0.0073	1.00	Sabine Hydrate	ND	ND	1.00
beta-Myrcene	54.12	0.0054	1.00	Sabinene	ND	ND	1.00
Nerol	44.78	0.0045	1.00	alpha-Terpinene	ND	ND	1.00
cis-Nerolidol	40.71	0.0041	1.00	gamma-Terpinene	ND	ND	1.00
Ocimene	38.88	0.0039	1.00	Terpineol	ND	ND	1.00
Valencene	37.92	0.0038	1.00	Terpinolene	ND	ND	1.00
				Total Terpenes	8649.14	0.8649	

- continued -

FORM: COA54.11



*Steven Perez*  
Steven Perez  
Executive Laboratory Director



## MOISTURE DETERMINATION

**Analysis Batch:** WO-22091504  
**Analysis Date:** 2022-09-15 18:15:00

**Analysis Method:** SOP 6.12  
**Instrument:** Shimadzu MOC63u (I-45)

Test	Result (%)
Moisture	10.66

## MICROBIAL PANEL A - HEMP COMPLIANCE

**✓ PASS**

**Analysis Batch:** WO-22091503  
**Analysis Date:** 2022-09-16 13:35:00

**Analysis Method:** SOP 6.11  
**Instrument:** See Below

Target	Result (CFU/g)	Limit (CFU/g)	Method	Instrument
Listeria monocytogenes	ND	None Present	SOP 6.11	Agilent AriaMX, I-43
Salmonella	ND	None Present	SOP 6.11	Agilent AriaMX, I-43
Shiga toxin producing E. coli - [STEC]	ND	None Present	SOP 6.11	Agilent AriaMX, I-43

## HEAVY METALS

**✓ PASS**

**Analysis Batch:** WO-22091505A  
**Analysis Date:** 2022-09-16 13:00:00

**Analysis Method:** SOP 6.10  
**Instrument:** None

Metal	Result (ppm)	LOD (ppm)	Limit (ppm)	Metal	Result (ppm)	LOD (ppm)	Limit (ppm)
Arsenic	0.010	0.05	1.5	Lead	0.039	0.05	0.5
Cadmium	0.001	0.05	0.5	Mercury	0.010	0.005	3.0

## MYCOTOXINS

**✓ PASS**


**Analysis Batch:** WO-22091507  
**Analysis Date:** 2022-09-16 12:45:00

**Analysis Method:** SOP 6.7  
**Instrument:** Agilent LC/TQ (I-32)

Mycotoxin	Result (ppm)	LOD (ppm)	Limit (ppm)	Mycotoxin	Result (ppm)	LOD (ppm)	Limit (ppm)
Aflatoxin B1	ND	0.005		Aflatoxin G2	ND	0.005	
Aflatoxin B2	ND	0.005		Ochratoxin A	ND	0.005	0.02
Aflatoxin G1	ND	0.005		Total Aflatoxins	ND		0.02

- continued -

FORM: COA54.11





**PASS**

## AGRICULTURAL AGENTS (PESTICIDES)

**Analysis Batch:** WO-22091507

**Analysis Date:** 2022-09-16 12:45:00

**Analysis Method:** SOP 6.7

**Instrument:** Agilent LC/TQ (I-32) and Agilent GC/TQ (I-34)

Pesticide	Result (ppm)	Action Limit (ppm)	LOD (ppm)
Abamectin	ND	0.3	0.01
Acephate	ND	3.0	0.01
Acequinocyl*	ND	2.0	0.01
Acetamiprid	ND	3.0	0.01
Aldicarb	ND	0.1	0.01
Azoxystrobin	ND	3.0	0.01
Bifenazate	ND	3.0	0.01
Bifenthrin*	ND	0.5	0.01
Boscalid*	ND	3.0	0.01
Captan	ND	3.0	0.01
Carbaryl	ND	0.5	0.01
Carbofuran	ND	0.1	0.01
Chlorantraniliprole	ND	3.0	0.01
Chlordane*	ND	0.1	0.01
Chlorfenapyr	ND	0.05	0.01
Chlormequat chloride	ND	3.0	0.01
Chlorpyrifos*	ND	0.1	0.01
Clofentezine	ND	0.5	0.01
Coumaphos	ND	0.1	0.01
Cyfluthrin*	ND	1.0	0.01
Cypermethrin*	ND	1.0	0.01
Daminozide	ND	0.1	0.01
Diazinon	ND	0.2	0.01
Dichlorvos	ND	0.1	0.01
Dimethoate	ND	0.1	0.01
Dimethomorph (I/II)	ND	3.0	0.01
Ethoprophos (Prophos)	ND	0.1	0.01
Etofenprox	ND	0.1	0.01
Etoxazole	ND	1.5	0.01
Fenhexamid	ND	3.0	0.01
Fenoxycarb	ND	0.1	0.01
Fenpyroximate	ND	2.0	0.01
Fipronil	ND	0.1	0.01


Pesticide	Result (ppm)	Action Limit (ppm)	LOD (ppm)
Flonicamid	ND	2.0	0.01
Fludioxonil	ND	3.0	0.01
Hexythiazox	ND	2.0	0.01
Imazalil	ND	0.1	0.01
Imidacloprid	ND	3.0	0.01
Kresoxim-methyl	ND	1.0	0.01
Malathion	ND	2.0	0.01
Metalaxyl	ND	3.0	0.01
Methiocarb	ND	0.1	0.01
Methomyl	ND	0.1	0.01
Methyl parathion*	ND	0.1	0.01
Mevinphos (I/II)	ND	0.1	0.01
Myclobutanil	ND	3.0	0.01
Naled	ND	0.5	0.01
Oxamyl	ND	0.5	0.01
Paclobutrazol	ND	0.1	0.01
Pentachloronitrobenzene	ND	0.2	0.01
Permethrin*	ND	1.0	0.01
Phosmet	ND	0.2	0.01
Piperonyl butoxide	ND	3.0	0.01
Prallethrin	ND	0.4	0.01
Propiconazole	ND	1.0	0.01
Propoxur	ND	0.1	0.01
Pyrethrins	ND	1.0	0.01
Pyridaben	ND	3.0	0.01
Spinetoram (J/L)	ND	3.0	0.01
Spinosad (A+D)	ND	3.0	0.01
Spiromesifen	ND	3.0	0.01
Spirotetramat	ND	3.0	0.01
Spiroxamine (I/II)	ND	0.1	0.01
Tebuconazole	ND	1.0	0.01
Thiacloprid	ND	0.1	0.01
Thiamethoxam	ND	1.0	0.01
Trifloxystrobin	ND	3.0	0.01

- End of report -

FORM: COA54.11

Page 4 of 4

This analysis report shall not be reproduced, except in full, without written consent from Americanna Labs. Test results relate only to the product or material tested and are confidential unless explicitly waived otherwise. Void 1 year from completion date.  
ND=Not Detected, NA=Not Applicable, NT=Not Tested, ppm=parts per million, ppb=parts per billion. Limit of Detection (LOD) and Limit of Quantitation (LOQ) are terms used to describe the smallest concentrations which can be reliably measured by a testing methodology. RPD=relative percent difference. Action Levels are State of FL determined thresholds. Measurement Uncertainty is available from the lab upon request. The reported pass/fail within does not include MU.



*Steven Perez*  
Steven Perez  
Executive Laboratory Director  
09/22/2022